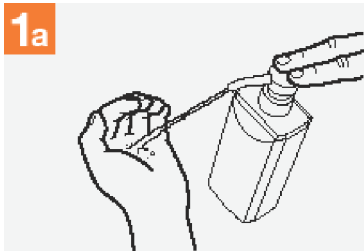


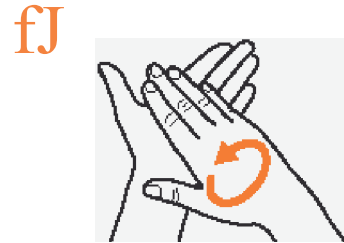
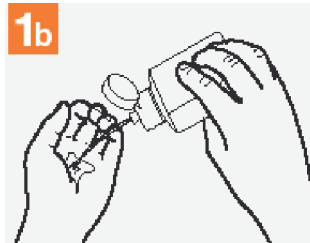
How to Handrub?

RUB HANDS FOR HAND HYGIENE! WASH HANDS WHEN VISIBLY SOILED

[N] Duration of the entire procedure: **20-30 seconds**



Apply a palmful of the product In a cupped hand, cover1ng all surfaces;



Rub hands palm topalm;



Right palm over left dorsum with Inter1aced fingers and vice versa;



Palm to palm with fingers Interlaced;



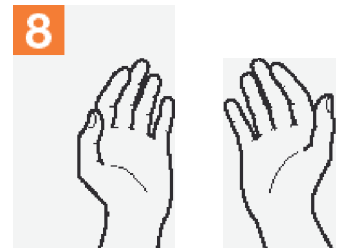
Backs of fingers to opposing palms with fingers Inter1ocked;



Rotational rubbing of left thumb clasped In r1ght palm and vice versa;



Rotational rubbing, backwards and forwards with clasped fingers of r1ght hand In left palm and vice versa;



Once dry, your hands are safe.

9" World Health Organization

Patient Safety
A--fil"&fW-O..

SAVE LIVES
Clean Your Hands